


Analoog klokkijken



De oefeningen in dit werkboekje gaan over:

- Hele uren
- Halve uren
- Kwartieren
- Minuten

De oefeningen gaan over zelf de wijzers in de klok tekenen.




Werken aan Rekenen




Teken de wijzers

1A 1P 1F


Werken aan Rekenen



3 uur



12 uur




9 uur



7 uur




1 uur




4 uur



2 uur



11 uur



6 uur




Teken de wijzers

1A 1P 1F


Werken aan Rekenen



2 uur



5 uur



10 uur



6 uur




9 uur




3 uur



12 uur



4 uur



7 uur




Teken de wijzers

1A 1P 1F


Werken aan Rekenen



Half 4



Half 10




Half 7



Half 5




Half 9



Half 6



Half 1



Half 11



Half 3




Teken de wijzers

1A 1P 1F


Werken aan Rekenen



Half 2




Half 8



Half 12



Half 10




Half 7



Half 4



Half 1



Half 9



Half 3




Teken de wijzers

1A 1P 1F


Werken aan Rekenen



Kwart over 12




Kwart over 6




Kwart over 1



Kwart over 7




Kwart over 4




Kwart over 9



Kwart over 5



Kwart over 3




Kwart over 8




Teken de wijzers

1A 1P 1F


Werken aan Rekenen



Kwart over 10



Kwart over 2




Kwart over 11



Kwart over 7




Kwart over 12




Kwart over 3



Kwart over 8



Kwart over 4




Kwart over 1




Teken de wijzers

1A 1P 1F


Werken aan Rekenen



Kwart voor 5




Kwart voor 10



Kwart voor 7



Kwart voor 12




Kwart voor 2



Kwart voor 4



Kwart voor 1



Kwart voor 9



Kwart voor 6




Teken de wijzers

1A 1P 1F

Werken aan Rekenen




Kwart voor 11




Kwart voor 3




Kwart voor 6



Kwart voor 7




Kwart voor 1



Kwart voor 9



Kwart voor 5



Kwart voor 12



Kwart voor 4




Teken de wijzers

1A 1P 1F

Werken aan Rekenen



10 over 2




5 over half 5




5 voor 11



5 voor half 9




10 over half 10




10 voor 7



5 over 3



10 voor half 6



5 over 12




Teken de wijzers

1A 1P 1F


Werken aan Rekenen



7 voor half 5




3 voor 12




8 over half 9



9 over 4




12 voor 10



6 voor half 7



13 over 8



1 over half 11



4 voor 3




Teken de wijzers




Werken aan Rekenen




11 over half 1




6 over 12




12 voor half 4




1 over 5




4 voor half 10



8 voor 3



14 voor 7



2 over half 9



7 voor 11
